


CPP's Local Economy Tracker

November 2023



2 Executive summary

8 Introduction

1

12 Findings

13 Significant pessimism about the Conservative Party's ability to improve local economic conditions

14 Economic pessimism

14 People are more optimistic than one year ago, but are still broadly pessimistic

16 Levels of overall satisfaction in the local economy remain similar to 2022

18 Inequality within regions


19 All nations and regions are pessimistic about opportunities for young people

21 Affordable housing and health prioritised to improve local economies

22 Lack of confidence about ability of different branches of government to improve the economic outlook



Executive summary



As political parties position themselves ahead of the next General Election, CPP explored how people feel about the economic opportunities where they live, what they think needs to change and which political parties and tiers of government they trust the most to deliver improved economic opportunities.

CPP conducted an online survey of 2,018 adults across the UK aged 18+ on Ipsos UK's random probability KnowledgePanel. Our findings indicate pessimism about the future of local economies in the UK. In particular we find that outside of London, most areas are on balance pessimistic about the short to medium term prospects of their local economies, while there is also a broad feeling that all levels of government are unlikely to be able to improve things.

Several questions are repeated from 2022 allowing us to compare sentiment since last year.

Lack of confidence in the Conservatives to deliver economic improvements in local areas

- 50% of respondents think policies introduced by the Conservatives would have a negative impact on their local economy over the next 5 years compared to just 9% who think the party's impact would be positive.
- This pessimism about the Conservative's ability to improve local economies is consistent across all regions and population groups but it is particularly acute amongst former industrial and services legacy areas (58% think Conservative policies will make things worse compared to 50% in UK). 32% of this group think the local economic impact under the Conservatives will be "very negative", while those living in the North of England are generally more likely to hold this very negative view than the county overall (29% in the North of England think Conservative policies would have a very negative impact compared to 23% in UK).
- By contrast, there is an even split on peoples' views about the Labour party's ability to improve their local economy: 27% positive, 27% negative—although the most common answer in response to Labour is "will make little difference" (36%). In addition, the survey suggests the party still needs to convince working class voters that they will improve economic conditions where they live. Our results show that those from skilled manual occupational households are more likely to think Labour's policies will make their local economies worse (35%) than people living in the UK overall (27%).

Economic pessimism highest outside London

- While people are less pessimistic than at the end of Liz Truss' premiership (when CPP last ran this survey in 2022), significantly more people think their local economy will get worse than better in the next 12 months. 40% say it will get worse; 14% say it will get better. 39% of respondents say their

local economy will get worse in the next five years, with 28% saying it will get better.

- The only part of the country with a more positive outlook over the next five years is London, where 42% of respondents think their economy will improve and 29% think it will get worse.
- People living in local authorities classified by the ONS as “industrial and service legacy” (predominantly those with mining, manufacturing or industrial legacies) were more likely to think their local economy will get worse over the short and medium term. 51% think things will get worse over the coming year, compared to 40% for the UK as a whole, while half (50%) still think it will be worse in 5 years’ time compared to 39% across the UK.
- When people are asked how they feel about their economy currently, the North East is the most dissatisfied region – with 41% of people saying they are dissatisfied compared with 26% across the UK as a whole. Industrial and service legacy areas (45%) and people living in the most deprived areas (40%) are also more likely to say they are dissatisfied with their local economy.

Limited opportunities for many outside of “affluent England”

- 36% of people in the UK think that economic opportunities in their local area are limited to only a few people or nobody in their area, compared to 25% who think most people or everyone has good economic opportunities. However, the picture varies across the country.
- 51% of those living in the North East think there are good opportunities for only a few people or nobody compared to 36% across the UK as a whole. People living in former industrial heartlands (44%) and 51% of those living in the most deprived areas also think that good economic opportunities are only available to a few people or nobody in their area.
- People who live in areas characterised by the ONS’ as “Affluent England” (which largely comprises the London commuter belt and surrounding affluent rural areas) are most likely to think that opportunities are evenly shared. 42% think that most people or everyone has access to good economic opportunities in their area (compared to 25% in the UK as a whole).

1 <https://www.ons.gov.uk/methodology/geography/geographicalproducts/areaclassifications/2011areaclassifications/abouttheareaclassifications>

Widespread lack of confidence that local economies can serve the needs of young people

- 77% of people are not confident that their local area can provide good economic opportunities for young people.
- This feeling is widespread, with at least 66% of respondents in every part of the UK expressing this view.

Although regional mayors are most trusted to deliver compared to other levels of governance, people have negative views on the impact of all levels of Government

- 38% of people think policies enacted by the Government in Westminster will have a negative impact on their local economy over the next 5 years, rising to 49% of those living in the Yorkshire and Humber region.
- The level of government most expected to have a positive impact are regional mayors, with 21% of respondents in regional mayoral areas thinking they will have a positive impact although a marginally higher proportion (24%) expect mayors to have a negative impact.
- Respondents in the North West are the most optimistic about regional mayors, with 37% expecting mayors to have a positive local economic impact (20% say negative) perhaps reflecting the prominent roles of the mayors of Liverpool City Region and Greater Manchester.

Political implications of survey findings: the Tories are failing dramatically on local economies, but Labour have yet to seal the deal

The survey reveals that one year on from the mini-budget, people across the country remain broadly pessimistic about the economy of their local area. While people are now less pessimistic than in the immediate aftermath of the mini-budget and high UK inflation in 2022, people still generally expect things will get worse, or no better.

But these survey results are most useful and striking in revealing differences across geography and other population characteristics. Overall, they paint a deeply fractured picture of the UK's economic landscape with people viewing the prospects for their local economies very differently depending on where they live. Generally, those living in parts of the North of England and devolved nations are more pessimistic about their long-term local economic outlooks than those living in London. Those living in former industrial heartlands and those living in the most deprived 20% of places are particularly concerned about economic opportunities today and pessimistic about the economic prospects for their places.

Sadly, our survey reveals widespread scepticism about government – Westminster, devolved and local – being able to improve economic conditions for local areas. Perhaps most strikingly of all, there is a strong feeling that policies from the current Conservative government will actively make things worse – this was felt by half of the people we surveyed. As a damning indictment of the government’s levelling up agenda, levels of distrust were felt most strongly in those areas that were supposed to be a core focus for policy action – particularly in former industrial areas, while the general local economic outlook remains bleak in areas of the North and those with the highest deprivation levels.

The one slight exception is regional mayors – where levels of confidence in their ability to drive economic improvements is slightly stronger – driven in part by higher levels of confidence among people living in the North West.

People are ready and willing for government to take more of an active role in alleviating local economic problems. The 40th British Social Attitudes Survey, published earlier this year, revealed growing support for the government to take a more interventionist role, with the highest mean government responsibility score for both parties since the 1980s.² There have also been notable increases in those who believe government should provide industry with the help it needs to grow and should provide a job for everyone who wants one.³

Can Labour step up to the mantle and drive confidence that local economies – particularly those left behind – can have a resurgence? Currently the public are unsure but at least most think things won’t get dramatically worse for their areas under Labour. But in the midst of a cost of living crisis and against the backdrop of long run and deep spatial inequalities across the country, is this enough? Labour have yet to light a beacon of hope for those places where economic opportunity has for too long been for the few and not the many. Arguably it is only by doing this that Labour can hope to build a generational project of true national renewal.

What can Labour do?

Voters care about the economic fortunes of the places where they live. The pessimism identified by this year’s Local Economy Tracker should be a wake-up call to political leaders. At the Centre for Progressive Policy, we advocate for proactive investment in the fundamentals of the UK economy; the drivers of inclusive growth. This includes delivering high quality public services, boosting productivity and addressing inequalities between places.

Our recent report, [Funding fair growth: How to transform the UK economy](#), outlines a policy package to set the foundations for higher productivity and reduced inequality across the whole of the UK, including:

² BSA 40: Role and responsibilities of government | National Centre for Social Research (natcen.ac.uk)
³ Ibid.

- **Devolution:** Hand 2% of income tax to local places to drive growth across the UK, with a proportion of this pooled and redistributed to help tackle chronic inequalities within and between places.
- **Proactive public spending:** Target £19bn of additional public spending per year on areas proven to have an impact on productivity growth and inequality, including public health, early years, childcare and adult skills to equip the UK workforce and economy to benefit from the net-zero transition.
- **Sound fiscal rules:** Reform the UK's fiscal rules to support borrowing linked to productive long-term investment and spending, and strengthen the OBR to create a stable, trusted platform for better, longer term policy decision making.
- **Tax reform:** Reform the UK tax system to fund these investments, including by equalising the rate of capital gains tax with income tax to generate between £10bn and £20bn per year, and by abolishing ineffective tax reliefs such as capital allowances for oil and gas firms, generating an estimated £8bn per year.

Introduction



In 2022, CPP launched the first ever UK-wide tracker of how people feel about the quality of the economy where they live. The CPP Local Economy Tracker asks a UK representative sample of people for their views on the overall level of economic opportunity in their immediate local area as well as how evenly spread opportunity is where they live. As with the first edition of this tracker, this year we asked respondents how their local economy is currently performing, what its prospects are and what should be prioritised to improve local economic conditions. These responses have been compared to the 2022 baseline, in order to track changes in local economic sentiment over the past twelve months. For this year's survey we also asked people how confident they feel in political parties' ability to deliver improvements for their local economies as well as how they think different branches of local and regional government will impact on their areas.

Why is CPP doing this?

The UK is one of the most regionally unequal advanced economies. People will experience the economy very differently in parts of London than in parts of the North East or Midlands. But even within regions people will experience the economy differently – for instance several London neighbourhoods have some of the highest levels of deprivation in the UK while others are the most affluent. The public's views of how the economy is working for them will largely depend on the economic conditions where they live.

One year out from a general election, how people feel the economy is working for them is of heightened political importance. The UK's spatial inequality problem is not new and successive governments have, at some point, sought to address it with Boris Johnson's levelling up mission the most recent incarnation as the Conservative Party sought to offer something tangible to former "Red Wall" seats that turned blue in 2019. For its part, Labour is borrowing from the Biden playbook with its rhetoric focussed on growth from the "bottom up and middle out" and where addressing regional inequalities has formed a key part of the Brown Constitutional Review and Rachel Reeves' "securonomics" strategy.

Yet despite the clear economic and political importance of understanding how people feel about their local economies, surveys of economic sentiment mostly focus on the national picture and do not directly ask people how they think the economy is delivering where they live. In this context, CPP's Local Economic Tracker is intended to enable greater understanding of how people see their local economic environments, what they think needs to change and which parties and branches of government are most likely to change things for the better.

What do we mean by local?

Our research defines local at the neighbourhood level – asking respondents to think about economic conditions within a 15-20 minute walking distance from home. This is a smaller geography than what would traditionally be seen as a functional economic area such as a local authority, town or city-region, but it enables people to think clearly about what conditions are like for people where they live.

Methodology

CPP commissioned Ipsos to interview a representative sample of adults aged 18+ across the UK. Interviews were conducted through the Ipsos UK KnowledgePanel, a random probability online panel, and all questions were asked of all respondents (except where regional specific questions are asked). There were 2,018 interviews completed and fieldwork was undertaken between 26th October - 1st November 2023. Data was weighted to the profile of the UK population. Only a small base of responses were collected in certain parts of the UK. This makes it harder to infer whether differences in the data by certain regions and nations are a real representation of views in these areas relative to views in the UK as a whole. Northern Ireland results are particularly affected, but Wales, the North East of England, and the East Midlands also suffer from small base sizes so it is necessary to treat results from these areas with caution.



P HOUSE

WIGBORNE
PUMP HOUSE

THE PUMP HOUSE
SUMMER DRINKS



WE BUY SELL EXCHANGE OR LOAN AGAINST

- JEWELLERY
- DESIGNER BAGS
- MATCHES
- FINE ART
- COINS
- ENAMELED PLATES
- CARS
- STAMPS
- FINE WINE
- ANTIQUES
- COLLECT
- GOLD

www.prestigep...
...s.co.uk

Findings

1



Significant pessimism about the Conservative Party's ability to improve local economic conditions

For this year's survey we explored the public's views on the ability of political parties to improve the local economy and their confidence about the ability of different branches of government to deliver for their area.

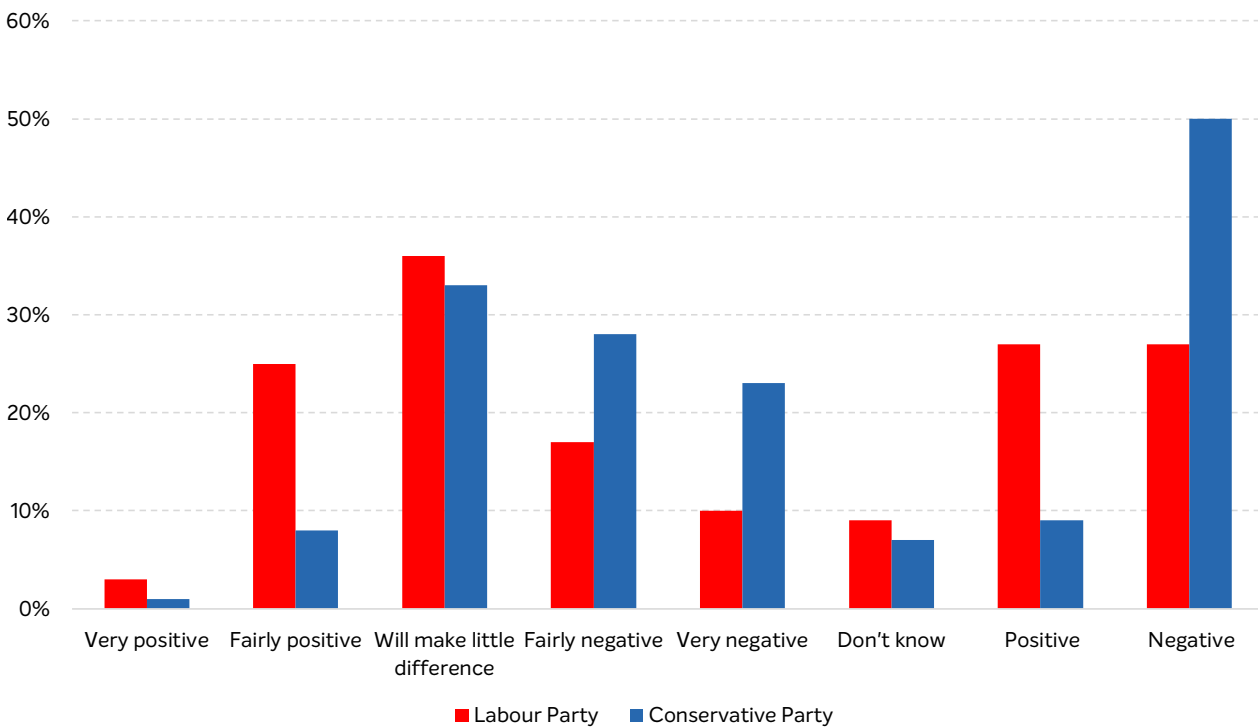
When asked about the likely local economic impact of policies from the two main political parties over the next 5 years, half of those polled (50%) think policies introduced by the Conservatives would have a negative impact compared to just 9% who think it would be positive. This compares to an even split 27% positive, 27% negative for Labour. Labour may be well ahead of the Tories here, but this does not mean that people are highly confident in local economic improvement under Labour, but is more a sign of the high proportion of people who think policies under the Conservatives will harm the local economy – indeed nearly a quarter (23%) think Conservative policies would have a “very negative” impact.

This pessimism about the Conservatives' ability to improve local economies is consistent across all age groups, regions and other sociodemographic indicators but it is particularly acute amongst former industrial and services legacy areas (58% think Conservative policies will make things worse compared to 50% in UK). 32% of this group think the local economic impact under the Conservatives will be “very negative”, while those living in the North of England are generally more likely to hold this very negative view than the country overall (29% in the North compared to 23% across the UK).

Four years since the Conservatives first pledged to level up the country and one year since Chancellor Jeremy Hunt promised growth “everywhere”, these results suggest a general public that is unconvinced and devoid of hope in the Conservative's credentials for supporting their local economy. Most importantly, people living in the places that were supposed to be at the forefront of levelling up are the most pessimistic about the Conservative Party's ability to improve their areas, with many thinking Tory policies will actively make things much worse.

On the Labour party side, there clearly remains work to be done to build confidence in their economic mission to drive fair growth from the “bottom up and middle out”. The most common response from the public was that Labour policies will “make little difference” – a view held by 36% of the public – rising to just over 40% for those aged 45-64. Looking across age groups, the 35-44 age group are most optimistic about Labour with 39% expecting positive local economic impacts, while the oldest age group is the most negative – 40% of those aged 75 and over expect Labour policies to make things worse. Perhaps most concerningly for Labour, the survey suggests the party still needs to convince working class voters that they will improve economic conditions where they live. Our results show that those in skilled manual occupational households are more likely to think Labour's policies will have a negative impact (35%) than people living in the UK overall (27%). Nonetheless, this compares with 47% saying the same about the Conservatives.

Figure 1: What impact, if any, do you think policies introduced by the Labour Party/the Conservative Party will have on the economy in your local area over the next 5 years?



Economic pessimism

Since the 2022 survey, attitudes about the state of local economies have become somewhat less pessimistic, but still remain broadly poor. Many expect their economies to worsen, while people are much more pessimistic about opportunities in their local area for young people than they are about their local economy as a whole.

People are more optimistic than one year ago, but are still broadly pessimistic

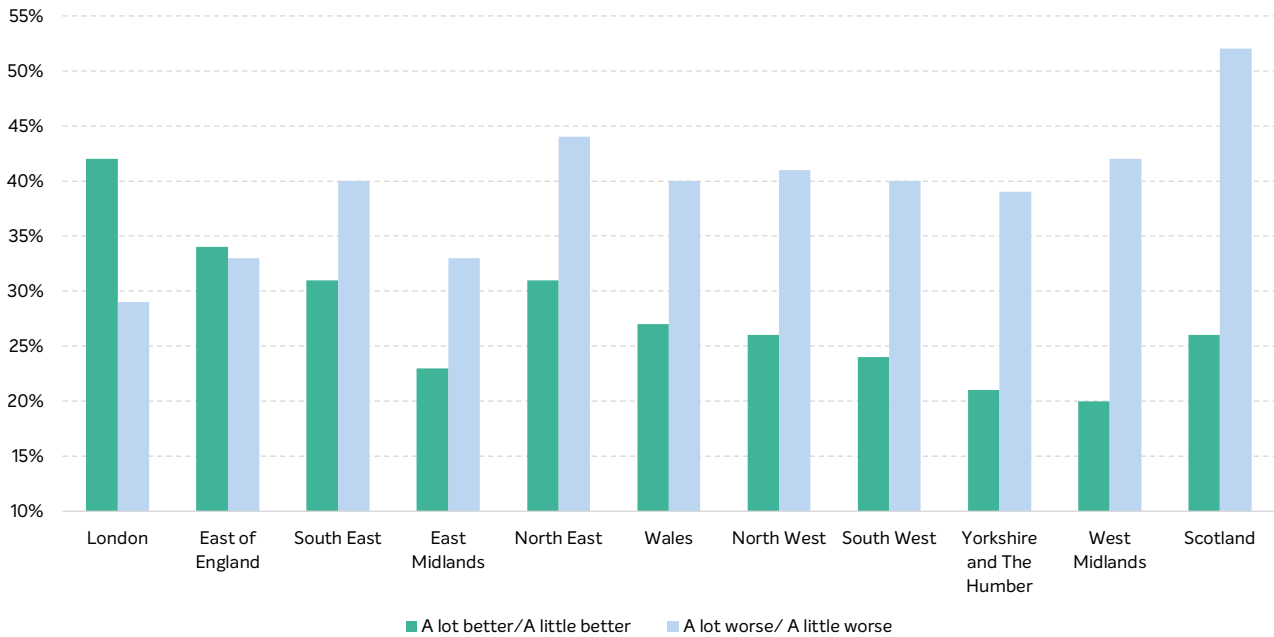
The 2022 edition of the survey was conducted against the backdrop of the short-lived Truss premiership and the mini-budget as well as high inflation. It was perhaps unsurprising that at that time people expected local economic conditions to worsen in the short term with 67% thinking their local economy would get worse over the next 12 months (compared to 9% thinking it would get better). By comparison, this year's survey shows that 40% think the economy will worsen compared to 14% thinking it will improve over the next 12 months. In 2022, 21% of people said their local economy would stay the same over the next twelve months, compared to 44% in 2023.

There are also year-on-year changes in how the public expect their local economies to evolve over the next 5 years – in 2022, 59% thought local economic conditions would worsen, and 20% thought they would improve. By comparison, this year 39% think they will worsen and 28% think they will improve. Overall, levels of optimism have improved – albeit people are still more pessimistic than optimistic both in the short and medium term.

As with last year, there are significant differences in how different population groups feel about the future of their local economies.

- In London, over the next 12 months, 22% think their local economy will improve by comparison to 14% in the UK as a whole. Londoners are also more likely to be positive about the next 5 years – with 42% thinking their local economy will improve by comparison to 28% overall. In London, the proportion of people who expect their economy to improve in the next five years is 13 percentage points higher than those who expect it to get worse – the largest positive difference by UK region.
- People in Scotland are the most pessimistic about their local economy over the next 5 years with 52% thinking it will get worse compared to 39% for the UK as a whole.
- People living in local authorities classified by the ONS as “industrial and service legacy” (i.e. predominantly those with mining, manufacturing or industrial legacies) are more likely to think their local economy will get worse over the short and medium term. 51% think things will get worse in over the coming year, compared to 40% for the UK as a whole, while half (50%) still think it will be worse in 5 years’ time compared to 39% for the UK.
- Those living in the most deprived areas are also more pessimistic about prospects for their local economies – 46% think the economy will worsen over the next 12 months and in the same proportion think it will be worse in 5 years’ time.

Figure 2: How do you expect the economy in your local area to change over the next five years?⁴



That one year on from the fiasco of the mini-budget, people remain broadly pessimistic about the economic future of their local areas should be seen as an indictment of recent efforts to address regional inequality, as well as reflective of the broader economic outlook dominated by the ongoing cost of living crisis. High levels of pessimism outside of London, which is particularly acute in former industrial areas and places of higher deprivation, indicate there is a long way to

⁴ Results for Northern Ireland have been omitted from this table, owing to the small base available. While larger, the base for Wales and for the North East is also small and as such its results are associated with a larger margin for error than other results in this table

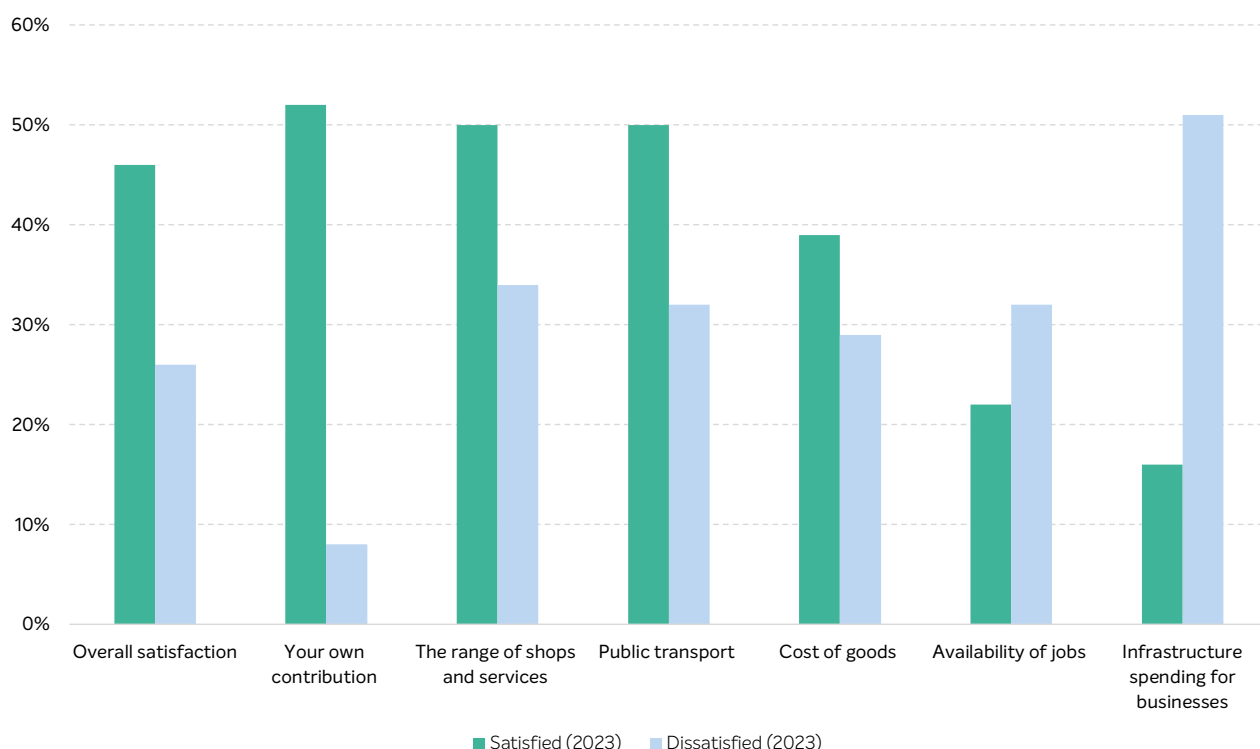
go to level up the hopes and expectations of the areas that should have been a core focus of the levelling up mission.

Levels of overall satisfaction in the local economy remain similar to 2022

As well as expectations for the future, we asked how satisfied people are with aspects of their local economy today. On this, there has been no major change since 2022. For instance, when asked how satisfied or dissatisfied they were with “the economy overall” in their local area, 46% of respondents said they were satisfied and 26% said they were dissatisfied. This compares with 43% of people saying they were satisfied and 26% dissatisfied in 2022 (neither of which are statistically significant year on year differences). And as with 2022, the highest level of dissatisfaction was on the level of infrastructure spending to support local businesses.

When looking across regions, those in the North East are the most dissatisfied about their local economy currently – with 41% saying they are dissatisfied compared with 26% across the UK as a whole. People living in former industrial heartlands (45%) and those in the most deprived areas (40%) are also more likely to say they are dissatisfied with their local economy. Meanwhile people living in the southeast of England are the most satisfied with their local economies – 56% are satisfied compared to 46% nationwide.

Figure 3: How satisfied or dissatisfied are you with each of the following in your local area?



butters^{bjb}
john bee
TO LET
OFFICES
1,125 SQ.FT (104.51 SQ.M)
01782 212201

**SHOP
TO LET**
**EO Emanuel
Oliver**
0151 236 6700
www.emanueloliver.com

RORY MACK
ASSOCIATES
TO LET
28 HIGH STREET
CAFÉ / RETAIL UNIT
NIA: 1,279 SQ.FT
01782 715777
WWW.RORYMACK.CO.UK

GRIFFINS OF STONE
FAMILY
BUTCHERS

WINDYBUSH
Street Co.

ALLERY
PAIRS
LEAVE
FREE

FAMILY
BUTCHERS

FREE
Cash
Machine

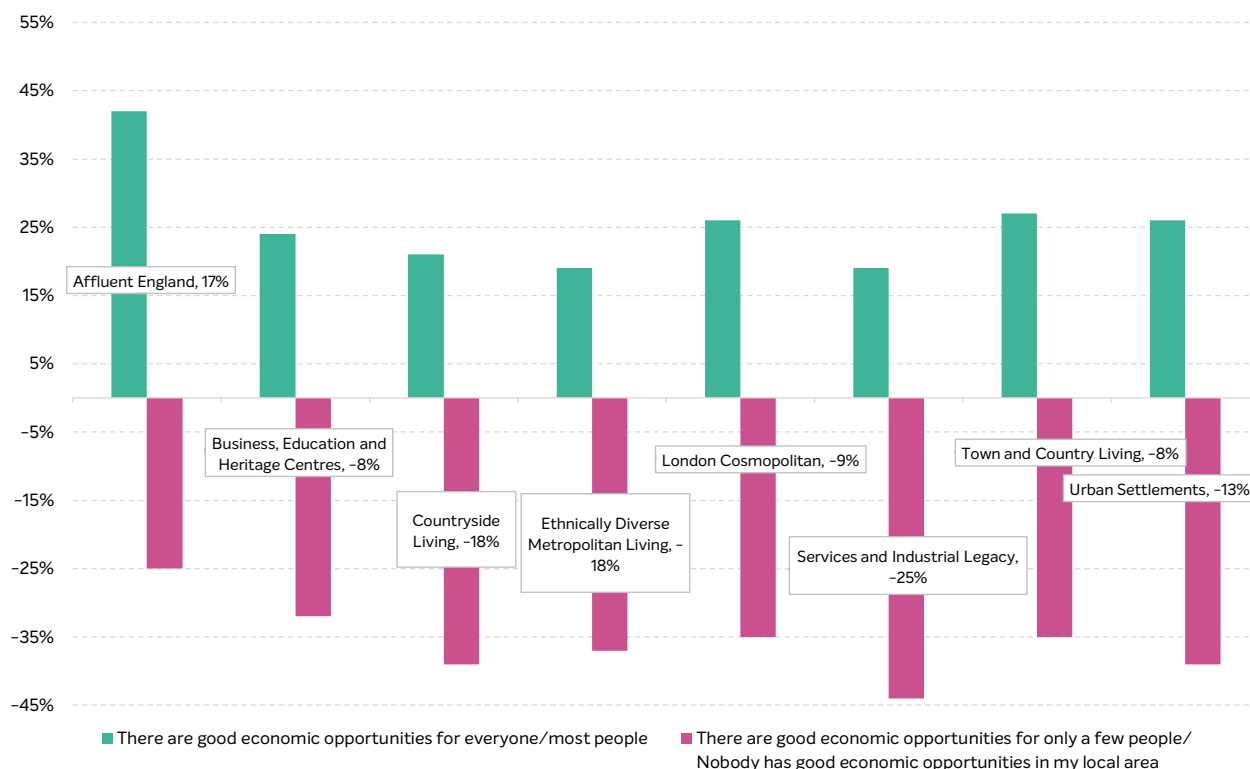
Inequality within regions

As well as asking people how they feel about their local economy overall, the survey also asked them how well shared they think economic opportunity is where they live. Across the UK, 36% think that there are good economic opportunities for only a few people or nobody, by comparison to 25% who think there are good opportunities for most people or everyone. These proportions are very similar to 2022 (33% and 27% respectively).

As with overall economic performance, perceptions around local economic inequality vary considerably across the country:

- 51% of those living in the North East think there are good opportunities for a few people or nobody in their local area compared to 36% who think this across the UK as a whole. People living in former industrial heartlands (44%) and 51% of those living in the most deprived areas also think that good economic opportunities are only available to a few people or nobody in their area.
- People who live in areas characterised by the ONS as “Affluent England” (which largely comprises the London commuter belt and surrounding affluent rural areas) are the most likely to think that opportunities are evenly shared. 42% think that most people or everyone has access to good economic opportunities in their area (compared to 25% in the UK as a whole).

Figure 4: Which of the following, if any, comes closest to your opinion about how many people have good economic opportunities in your local area? [Net figures]



When looking ahead, respondents to this year’s survey are notably less pessimistic about rising economic inequality in the next 12 months and over the next five years than when asked the same questions in 2022. While in 2022 around half of those surveyed thought their areas would be less equal (52% in 12 months and 49% over the next 5 years), now only around 3 in 10 think this will be the case (29% in 12 and 32% in 5).

While this is an improvement, it is worth noting that the 2022 survey took place against the backdrop of large proposed tax cuts for the wealthiest in the mini budget. In any case, this year's survey still shows that more people think their economy will get less equal than more, with just 8% and 15% of respondents thinking their local economy will get more equal in the next 12 months and 5 years respectively.

Private renters are the most pessimistic about the future direction of economic inequality in their areas. 39% think the local economy will become less equal over the next 12 months (compared to 29% across the UK population as a whole) and a similar proportion of renters think the economy will become less equal in the next 5 years (compared to 31% of home owners).

All nations and regions are pessimistic about opportunities for young people

Respondents to this year's survey were strikingly pessimistic about economic opportunities for young people living in their area. When asked how confident they were that their local area's economy could meet the needs of young people, 77% of people said they were not very or not at all confident. This compares to just 19% saying they were confident.

Pessimism about economic opportunities for young people remains consistent across the UK. Comparing results in English regions and devolved nations shows that people are most pessimistic about opportunities for young people in Wales (87%) and the South West (85%).

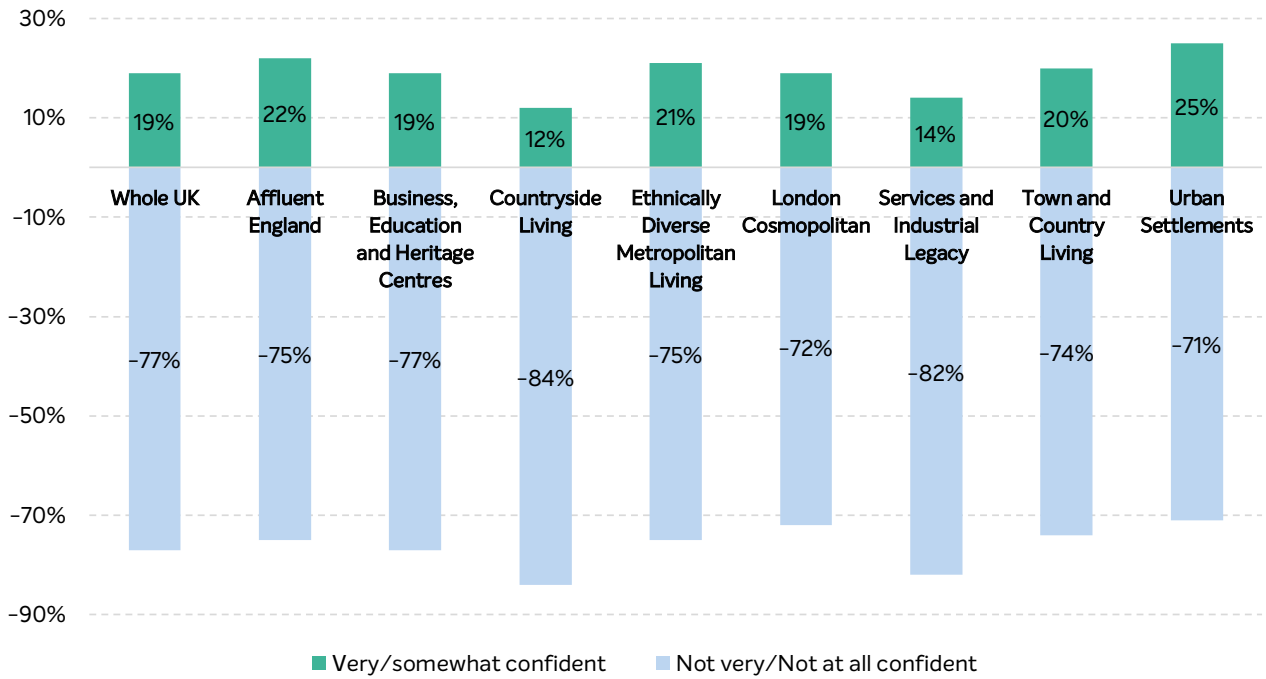
The most optimistic place is the North West, where 27% say there are very or somewhat confident in their area providing economic opportunities for young people compared with 19% across the UK. However, in all parts of the UK at least two thirds of people are not confident about their local area providing economic opportunities for young people.

Across ONS supergroup areas, those living in areas characterised by countryside living (84%) and industrial and services legacy areas (82%) are most pessimistic about opportunities for young people (compared to 77% in the UK), while those living in urban settlements are moderately more optimistic (25% are confident of improvements compared to 19% across the UK).

Pessimism about economic opportunities for young people remains consistent across the UK. People are most pessimistic about opportunities for young people in Wales (87%) and the South West (85%)

Figure 5: And now thinking about economic opportunities for young people (people aged 16-35) in your local area, how confident are you that your local area economy will meet their needs over the next few years, for example, being able to find a good job and somewhere to live away from their parents' home if they want to?

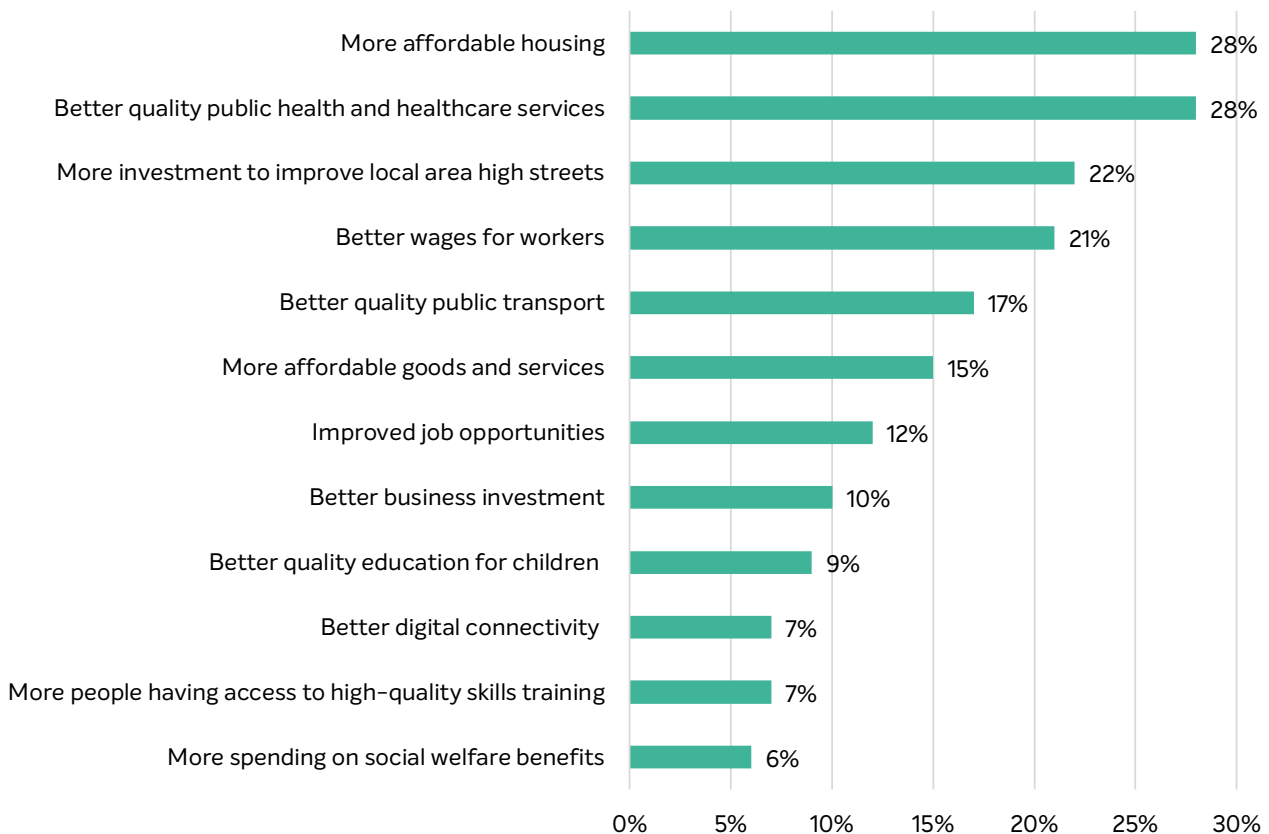
ONS Area Supergroup, Net of positive vs negative responses



Affordable housing and health prioritised to improve local economies

To improve the local economy, the most common responses are more affordable housing and better quality public health and healthcare. These are, to some extent, similar to the results in 2022, but health and housing are now clearer frontrunners whereas in 2022 high street investment and better wages for workers were equally commonly cited.

Figure 6: Which one or two of the following do you think would make the biggest improvement to your local area's economy over the next five years?



As with 2022, there are important differences in priorities by population group:

- Looking by age, younger people are more likely to prioritise affordable housing with 38% of those aged 18-34 choosing it compared with 28% across the country as a whole. By contrast, older people are more likely to prioritise health, with 34% of people aged over 55 choosing it compared to 28% across the country.
- Perhaps unsurprisingly given the affordability and quality of housing in the private rental sector, 44% of private renters make affordable housing a top priority. Looking across nations and regions, people living in Scotland are more likely to prioritise affordable housing (42%) than the UK as a whole. Those living in London (34%) and the South of England (33%) are more likely to pick housing than people in the North East, Midlands and East of England.⁵

⁵ The proportion of those living in London and the South prioritising housing is not statistically different to the UK overall but is statistically different to the other regions outlined in the above text.

- Those living in Wales appear to prioritise health with 39% choosing this as a priority compared to 28% across the country. Rural areas are also more likely to prioritise health (34%). Perhaps Wales' combination of higher rurality and older population help explain why health is viewed as such a priority although Wales' small sample size make such inferences challenging.
- People living in the Midlands are more likely to prioritise higher wages for workers (27%) than the UK average (21%), as are people living in industrial and legacy areas (27%) and those in areas of higher deprivation (26%).
- While transport was not amongst the highest prioritised overall, those with lower household incomes (21%), those living in Scotland (24%) and those living in rural areas (29%) are more likely to choose it as a key issue to improve their local economies versus 17% across the UK as a whole.

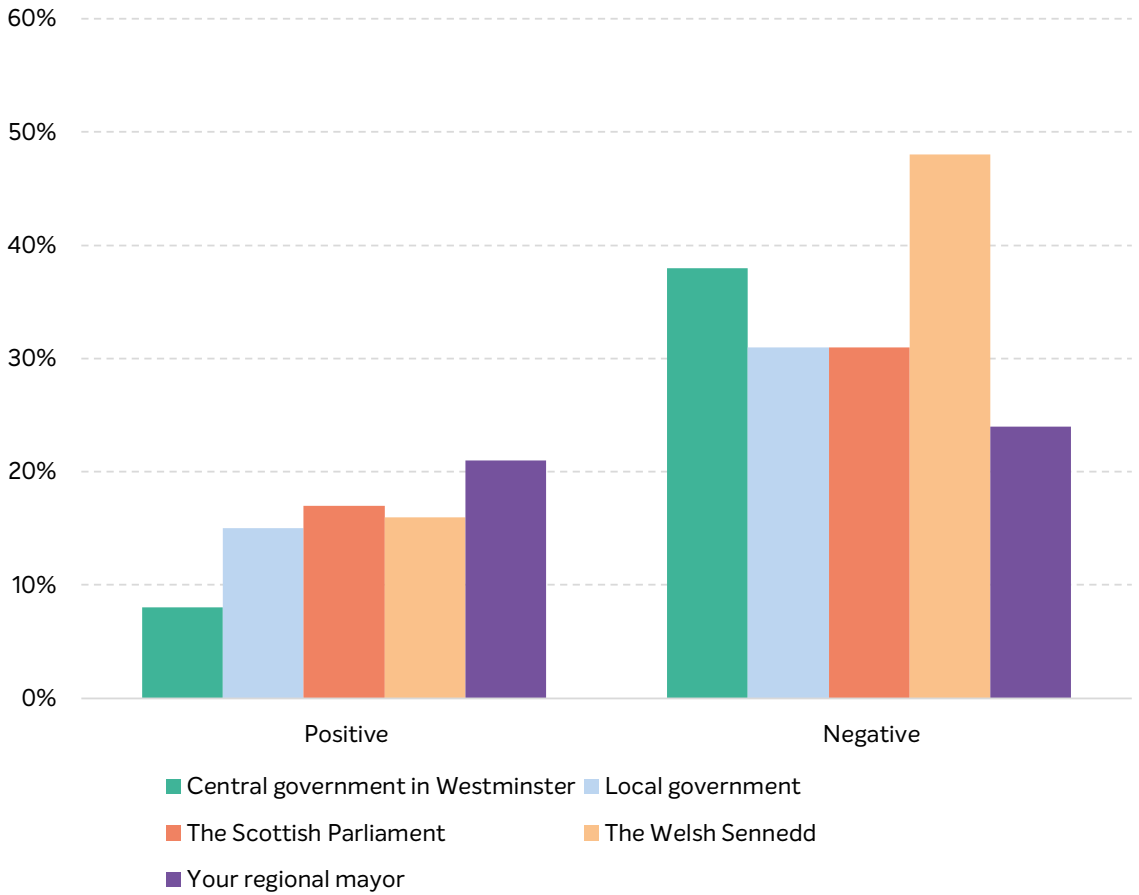
Lack of confidence about ability of different branches of government to improve the economic outlook

When asked about their views on the impacts of different branches of government on their local economy, a higher proportion of people think that policies introduced by all forms of government will have a negative impact than a positive impact over the next five years. However there are significant differences of opinion on the different branches of government:

- 38% of people think policies from central government would have a negative impact, rising to 46% amongst those aged 45-54 and 49% of those living in the Yorkshire and Humber region.
- Of all branches of government, regional mayors are expected to have the best impact for local economies with 21% of those living in metro mayoral areas thinking they will have a positive impact compared with 24% thinking it will be negative. The level of optimism about mayors is highest in the North West with 37% expecting mayors to have a positive local economic impact (20% say negative) perhaps reflecting on the prominent roles the mayors of Liverpool City Region and Greater Manchester have been playing.
- 31% of people think local government will have a negative impact compared to 15% who think it will be positive. Younger age groups (18-34) are slightly more optimistic with 21% expecting local government to make a positive impact while the middle aged are more pessimistic – 36% of those aged 45-54 think local government will have a negative impact.
- Across the devolved nations, 31% of people in Scotland thought the impact of the Scottish Parliament would be negative on their local economy and 17% positive. While the sample size is low in Wales, around half of those we spoke to (48%) said they thought the impact of policies from the Welsh Senedd would be negative.⁶

⁶ Base sizes are very low in Northern Ireland, but amongst those spoken to, around half think the impact of the Northern Ireland Executive will be negative.

Figure 7: What impact, if any, do you think policies introduced by [various levels of Government] will have on the economy in your local area over the next 5 years?⁷



⁷ As with figure 2, results for Northern Ireland have been omitted from this table, owing to the small base available. While larger, the base for Wales is also small and as such its results are associated with a larger margin for error than other results in this table



Written by Ben Franklin and Patrick Geddis.

Designed by Raquel Aguirre.

Acknowledgements

The authors would also like to thank Ipsos and in particular Glenn Gottfried and Holly Day for helping to design the survey and providing useful comments on earlier drafts. Thanks also to Grace Hetherington for their input into this.

All errors and omissions in the document are the responsibility of the authors.

About the Centre for Progressive Policy

The Centre for Progressive Policy is a think tank that champions inclusive economic growth. We believe that economic growth is a force for good: it is essential for raising living standards, and it can and should be delivered in line with the path to net zero. But the default model of 'growing the pie' first and redistributing the proceeds later does not work. The benefits of growth do not trickle down, and efforts to reduce high and rising inequalities through taxation and welfare only take us so far. Instead, we need a model of economic growth that unlocks the productivity potential of all people and all places. At CPP we call this model inclusive growth.

CPP exists to make inclusive growth a reality in the UK. We publish research and analysis, and put forward practical policy solutions, focusing on places, productivity and public services as the key drivers of inclusive growth. We host the Inclusive Growth Network of places across the UK pioneering new approaches on the ground.

Centre for Progressive Policy

27 Great Peter Street
London SW1P 3LN

+44 (0)20 7070 3360

www.progressive-policy.net

